


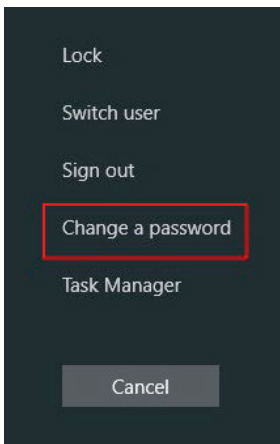
Changing your Active Directory Password

Option 2 Changing your password from Windows 10 Desktop:

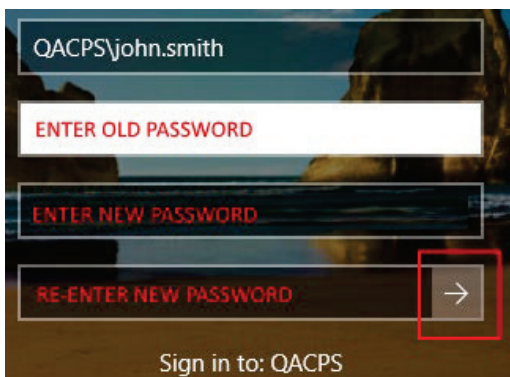
1. On your keyboard press **Ctrl + Alt + Delete** at the same time.



2. Click **Change a password**



3. In the **Old Password** box type in your old password. In the **New Password** box type your new password of your choice using the requirements below. Then type the new password a second time in the **Confirm password box** to confirm your new password.



Password Creation Requirements:	
Length of password	At least 8 characters long
Lowercase letter count	At least 1
Uppercase letter count	At least 1

4. Press **Enter** on your keyboard, or click the arrow next to **Confirm password**.